

MetLife®

peace of mind. guaranteed.

Gratuity Fund Performance Monthly Fund Update, May '10

IN THIS POLICY, THE INVESTMENT RISK IN INVESTMENT PORTFOLIO IS BORNE BY THE POLICYHOLDER



The Equity Market

The month of May 2010 started on a negative note, as the European debt crisis deepened further. Markets across the world saw large sell-offs, with the bearish sentiment spreading across asset classes. However, gold prices rallied as investors normally consider the yellow metal a safe haven for investment in times of crisis.

The Nifty index corrected by 8% in May to hit a low of 4807 on May 25th. Metals and Real estate sectors witnessed heavy sell-off during the month, correcting by 13.3% and 11.3% respectively. The month saw FII outflows of US\$ 2 bn. This had a significant impact on INR, which depreciated from Rs 44.4 to Rs 47.7 against the dollar.

On the domestic front, the fourth quarter results across sectors have been in line with expectations. The 3G auction by Government garnered a total of Rs 66,800 crores. This was much higher than the initial expectation of Rs 35,000 crores, and will contribute to easing the fiscal pressure, to some extent.

On 19th May, the Government hiked the price of regulated gas indicating its willingness to resolve the issue of fuel price deregulation. The long pending court case between Reliance Industries (RIL) and Reliance Natural Resources Limited (RNRL) was resolved in favour of RIL.

The strong fourth quarter GDP growth at 8.6 % year-on-year was a positive, with full year GDP growth for 2009-10 GDP at 7.4%.

The last week of May witnessed a recovery from the month's low levels, primarily on the basis of comments from global Central Banks. Nifty ended at 5086, down by only 3.6% for the month of May. However, the overall climate of uncertainty regarding European debt crisis continues to prevail.



Market Outlook

On the macro-economic front, the real GDP growth in FY10 has been robust at 7.4%. The outlook for FY 2011 remains comfortable with a GDP growth expectation of 8%. Monsoon is expected to be normal this year, leading to a rebound in agricultural output.

The thrust on infrastructure investment is clearly visible and capital expansion by private sector is expected to increase. The up-tick in domestic manufacturing and indirect tax collections are pointers in the direction of growth. Credit growth is expected to pick up significantly in the coming quarters.

Inflation, though a cause of concern, is not expected to deteriorate further from current levels, with some softening expected post July. Monetary policy in India is unlikely to be restrictive, as Central Banks are likely to continue with the soft interest rate regime given global economic concerns.

In terms of valuation, Sensex is trading at 16.4 times one year forward PE multiple for FY11 and 13.6 times two year forward multiple for FY12.

We are positive on domestic consumption oriented sectors such as Real Estate, Automobiles and Fast Moving Consumer Goods (FMCG) as well as Power & Infrastructure. From an overall perspective, the performance of Indian corporates as well as economic scenario appears positive. However, in the near term, global volatility is likely to weigh heavily on markets. We continue to maintain a cautiously optimistic stance and would align fund management strategies appropriately.



The Fixed Income Market

The European debt crisis continued to have an impact on yields globally. There has been a significant shift towards Government securities as risk aversion has increased. This has led to a significant upside in treasury securities across markets.

The Government released 4th quarter FY10 GDP growth number which came in at 8.6% year-on-year. Full year GDP for FY10 grew at 7.4% on the back of strong growth reported by Industry which grew at 9.3% and Services with a growth of 8.5%.

Industrial output rose by less than the expected rate of 13.5% year-on-year in March (consensus was at 15.1%) compared to 15.1% in February. However, domestic consumption and economic outlook remains strong for the year.

The key event for May was the temporary reduction in Statutory Liquidity Ratio (SLR) by 50 basis points announced by RBI to inject liquidity in the system. This was in anticipation of tight liquidity conditions in June owing to advance tax outflows and payment of 3G license fees by telecom companies.

The Wholesale Price Inflation (WPI) was at 9.59% year-on-year in April 2010 compared to 9.90% in March 2010. With expectations of a normal monsoon, Food Price inflation is

expected to soften going forward. Global commodity and fuel prices have sharply corrected by 15-20% in last one month, on the back of rising economic uncertainties in European region and resultant slowdown in world economy.

Market Outlook

The 10-year Government security (7.80% 2020) benchmark yield declined by 24 basis points to close at 7.51%. The decline was largely due to the fall in yields globally. US Treasury yields have softened by about 40 bps during the month, as investors are seeking the safety of US Treasuries given the increasing risk aversion.

The 10 year AAA benchmark yields were at 8.71% and largely remained unchanged in May. However, as Government bonds rallied sharply, the Corporate spreads widened from a low of 65 bps to 115 bps over the previous month. The 5 year Corporate spreads also widened from 62 bps to 79 bps in the same period.

The Government collected Rs 66,800 crores from 3G License fees as against initial expectations of Rs 35,000 crores. This is positive for government finances and has, to some extent, eased the fiscal deficit situation. Given this development, market does not expect RBI to undertake significant rate hikes.

We expect tightening by RBI to be lower than expected and a hike of 50-100 basis points in Policy rates through the financial year. In the near term, we expect Government securities yields to be range-bound.

UNIT-LINKED FUND

Gratuity Balanced

As on 31st May 2010

Investment Objective: To generate capital appreciation and current income, through a judicious mix of investments in equities and fixed income securities

Asset Classes

Government & other debt securities
Equities
Cash & Money Market

Investment Philosophy

The fund will target 30% investments in Equities and 70% investments in Government & other debt securities to meet the stated objectives.

Portfolio Returns

Returns	NAV	Benchmark
Last 1 year return	9.23%	7.62%
Last 3 year (CAGR)		
Last 5 year (CAGR)		
CAGR since inception	3.66%	2.88%

Past performance is not indicative of the future performance

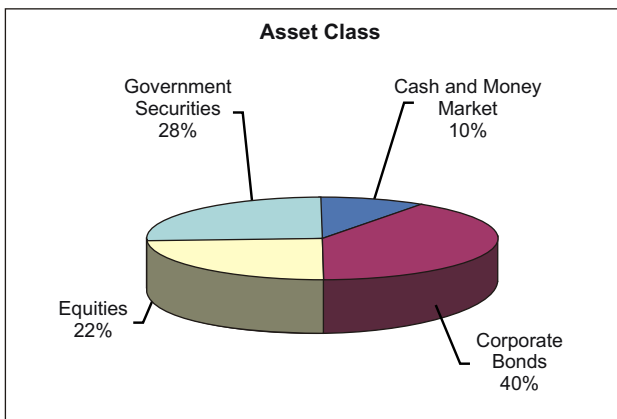
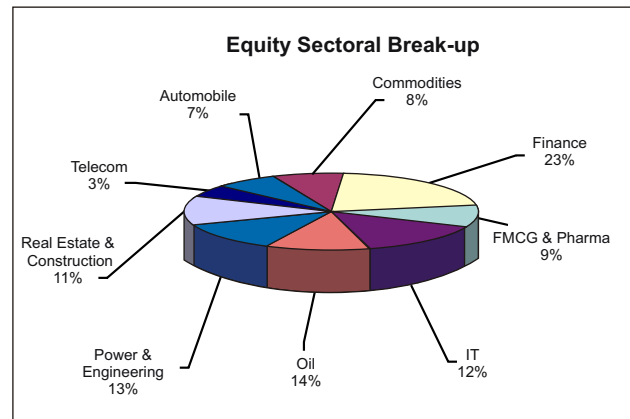
Note: Benchmark has been calculated as per the target holding of the fund i.e. 30% Equity and 70% Debt Securities

Security Type	Benchmark Index
Equity	S&P CNX NIFTY
Debt	CRISIL Composite Bond Fund Index

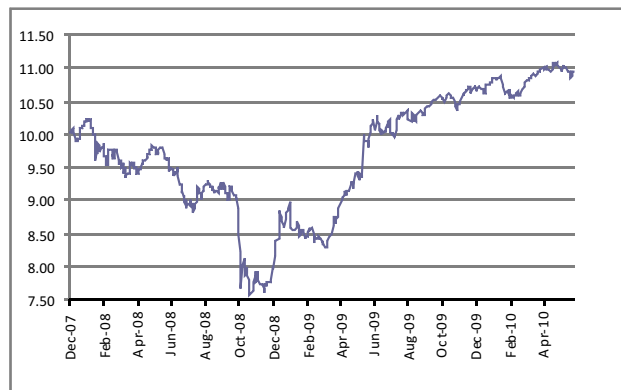
(Portfolio as on 31st May 2010)

Security Name	Wt	Rating
Government Securities	27.72%	
GOI 2027	19.62%	Sovereign
GOI 2032	3.01%	Sovereign
GOI 2011	2.39%	Sovereign
SDL Maharashtra 2019	1.56%	Sovereign
SDL Punjab 2019	1.14%	Sovereign
Corporate Bonds	40.04%	
Reliance Gas Transport Infrastructure	8.74%	AAA
IL&FS	5.38%	AAA
Tech Mahindra	4.45%	AAA
Reliance Capital Limited	4.34%	AAA
ICICI Bank Ltd	3.64%	AAA
Power Grid Corporation	3.53%	AAA
Power Finance Corporation Ltd	2.79%	AAA
Larsen & Toubro Ltd	2.67%	AAA
Reliance Energy	2.25%	AA+
Others	2.25%	
Equities	22.34%	
Reliance Industries Ltd	1.95%	
Larsen & Toubro Ltd	1.61%	
Infosys Technologies	1.59%	
ITC Ltd	1.35%	
ICICI Bank Ltd	1.15%	
State Bank Of India	1.01%	
Others	13.68%	
Cash And Money Market	9.90%	
Total	100.00%	

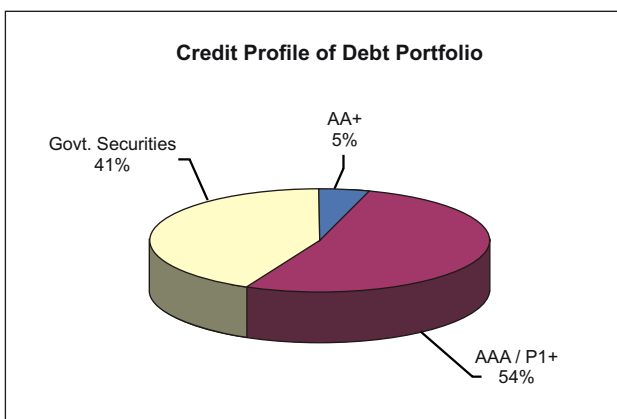
Note: "Others" comprises of combined exposure to companies with less than or equal to 1% weightage in Portfolio



NAV Movement Since Inception



(Date of inception: 06-December-2007)



UNIT-LINKED FUND

Gratuity Debt

As on 31st May 2010

Investment Objective: To earn regular income by investing in high quality fixed income securities

Asset Classes

Government & other debt securities
Cash & Money Market

Investment Philosophy

The fund would target 100% investments in Government & other debt securities to meet the stated objectives.

Portfolio Returns

Returns	NAV	Benchmark
Last 1 year return	9.13%	4.74%
Last 3 year (CAGR)		
Last 5 year (CAGR)		
CAGR since inception	15.93%	8.37%

Past performance is not indicative of the future performance

Note: Benchmark has been calculated as per the target holding of the fund i.e. 100% Debt Securities.

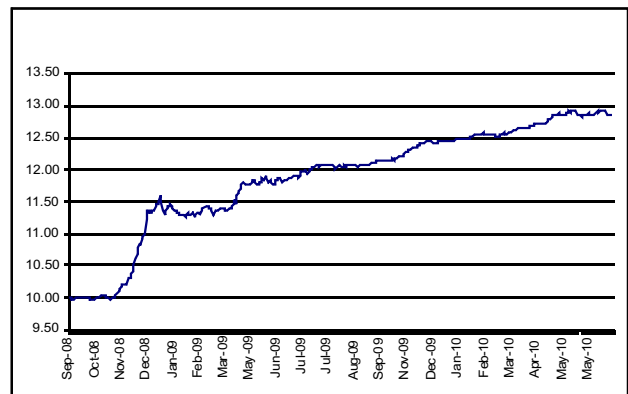
Security Type	Benchmark Index
Debt	CRISIL Composite Bond Fund Index

(Portfolio as on 31st May 2010)

Security Name	Wt	Rating
Government Securities	37.02%	
GOI 2027	29.15%	Sovereign
GOI 2012	6.58%	Sovereign
Others	1.30%	
Corporate Bonds	50.81%	
Reliance Gas Transport Infrastructure	9.44%	AAA
Tech Mahindra	8.66%	AAA
Reliance Capital Limited	8.62%	AAA
L&T Finance Ltd	8.58%	AA+
IL&FS	8.27%	AAA
Power Finance Corporation Ltd	7.03%	AAA
Others	0.21%	
Cash And Money Market	12.16%	
Total	100.00%	

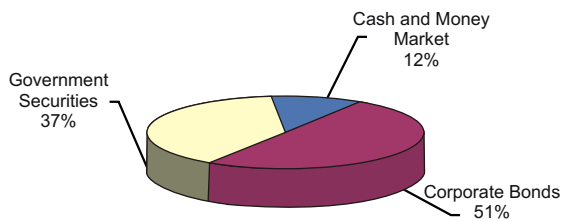
Note: "Others" comprises of combined exposure to companies with less than or equal to 1% weightage in Portfolio

NAV Movement Since Inception

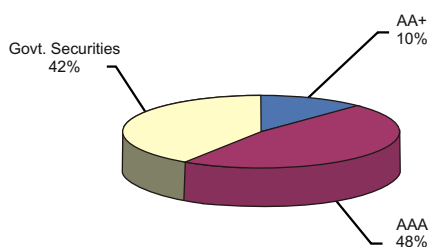


(Date of inception: 16-September-2008)

Asset Class



Credit Profile of Debt Portfolio



MetLife®

peace of mind. Guaranteed.

MetLife India Insurance Co. Ltd.

(Insurance Regulatory and Development Authority,

Life Insurance Registration No.117)

Registered Office: 'Brigade Seshamahal',

5 Vani Vilas Road,

Basavanagudi, Bangalore-560004.

Tel: +91 80-2643 8638.

Toll Free: 1-800-425-6969

www.metlife.co.in

MetLife India Insurance Co. Ltd. Insurance is the subject matter of solicitation. LD/2010-11/EC131/179.

• For more details on risk factors, terms and conditions, please read product sales brochure carefully before concluding a sale • Unit-Linked Life Insurance products are different from the traditional insurance products and are subject to the risk factors • The premium paid in Unit-Linked Life Insurance Policies are subject to investment risks associated with capital markets and the NAVs of the units may go up or down based on the performance of fund and factors influencing the capital market and the insured is responsible for his/her decisions • The name of Insurance Company and the name of the Unit-Linked Life Insurance contract does not in any way indicate the quality of the contract, its future prospects or returns. Please know the associated risks and the applicable charges, from your Insurance agent or the Intermediary or the Policy Document • The various funds offered are the names of the funds and do not in any way indicate the quality of these plans, their future prospects and returns. The Unit-Linked funds don't offer a guaranteed or assured return.