

# Virtue (Closed Fund)

SFIN No: ULIF00719/02/08VIRTUEFUND117

May 31, 2022

## Fund Details

**Investment Objective:** To generate long term capital appreciation by investing in diversified equities of companies promoting healthy life style and enhancing quality of life.  
**Investment Philosophy:** The fund will target 100% investments in Equities to meet the stated objectives.

| Inception Date   | NAV         | YTM                                  | MD | AUM          |
|------------------|-------------|--------------------------------------|----|--------------|
| 27-Feb-2008      | Rs. 35.3447 | --                                   | -- | Rs. 75 crore |
| Fund Manager(s)  |             | Funds Managed by the Fund Managers   |    |              |
| Deb Bhattacharya |             | Equity - 3   Debt - 1   Balanced - 3 |    |              |

## Fund v/s Benchmark Return (%)

|           | Fund  |
|-----------|-------|
| 1 Month   | -4.6% |
| 6 Months  | -4.8% |
| 1 Year    | 5.2%  |
| 2 Years   | 27.5% |
| 3 Years   | 15.3% |
| 5 Years   | 12.3% |
| Inception | 9.3%  |

Past performance is not indicative of future performance

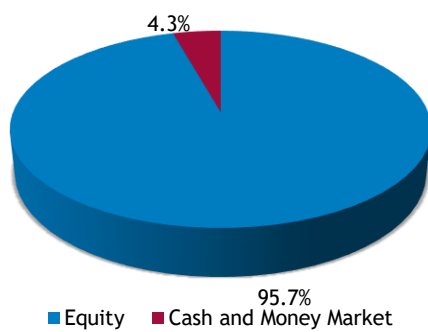
MD is Modified duration (Debt and Money Market) in years; YTM is Yield to Maturity; AUM is Asset Under Management.

## Actual v/s Targeted Asset Allocation (%)

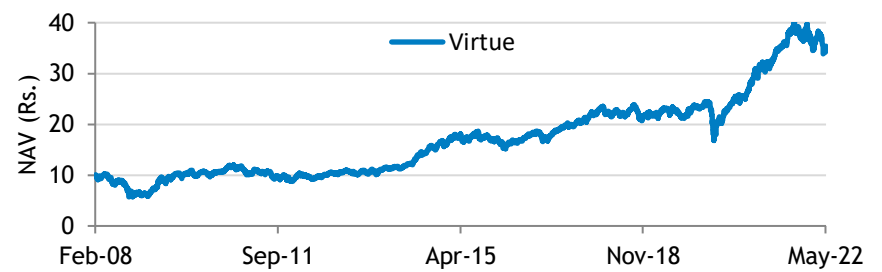
| Security Type            | Min | Max  | Actual |
|--------------------------|-----|------|--------|
| Listed Equities          | 60% | 100% | 95.7%  |
| Money Market Instruments | 0%  | 40%  | 4.3%   |

The actual asset allocation will remain within the 'minimum' and 'maximum' range based on market opportunities and future outlook of the markets.

## Asset Mix



## NAV vs Benchmark

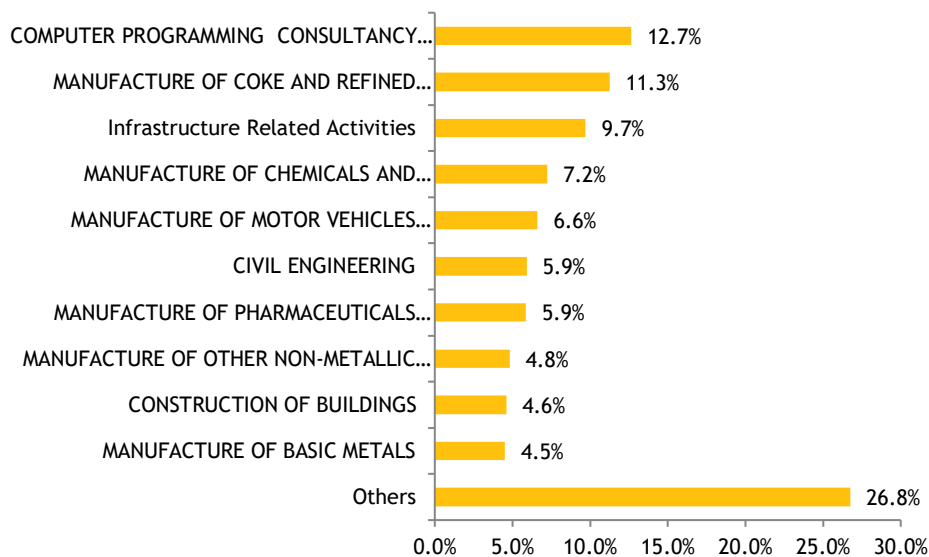


## Security Name

Net Asset (%)

| Security Name                  | Net Asset (%) |
|--------------------------------|---------------|
| <b>Equity</b>                  |               |
| RELIANCE INDUSTRIES LTD.       | 9.1%          |
| INFOSYS LTD.                   | 5.1%          |
| LARSEN & TOUBRO LTD.           | 3.4%          |
| BHARTI AIRTEL LTD.             | 3.3%          |
| TATA CONSULTANCY SERVICES LTD. | 2.9%          |
| MARUTI SUZUKI INDIA LTD.       | 2.6%          |
| SUN PHARMACEUTICAL INDS. LTD.  | 2.2%          |
| PHOENIX MILLS LTD.             | 2.0%          |
| N T P C LTD.                   | 1.9%          |
| ICICI PRUDENTIAL IT ETF        | 1.8%          |
| Others                         | 61.5%         |
| <b>Total</b>                   | <b>95.7%</b>  |
| <b>Cash and Money Market</b>   | <b>4.3%</b>   |
| <b>Portfolio Total</b>         | <b>100.0%</b> |

## Industry Wise Exposure\*



\*\*Industry Classification is as per National Industrial Classification ( All Economic Activities) -2008 NIC