



# Sustainable Equity Fund (Open Fund)

SFIN No: ULIF02610/12/21SUSTAINFND117

July 31, 2025



## Fund Details

**Investment Objective:** To focus on investing in select companies from the investment universe, which conduct business in socially and environmentally responsible manner while maintaining governance standards.

**Investment Philosophy:** The fund will target 100% investments in Equities to meet the stated objectives

Inception Date	NAV	YTM	MD	AUM
15-Feb-2023	Rs. 15.1156	--	--	Rs. 12 crore
<b>Fund Manager(s)</b>		<b>Funds Managed by the Fund Managers</b>		
Ankur Kulshrestha		Equity - 3   Debt - 0   Balanced -0		

## Fund v/s Benchmark Return (%)

	Fund	Benchmark*
1 Month	-2.6%	-2.6%
6 Months	8.9%	6.1%
1 Year	0.1%	-2.2%
2 Years	17.4%	14.9%
3 Years	-	-
5 Years	-	-
Inception	18.3%	16.8%

Past performance is not indicative of future performance

\* Benchmark is NIFTY 100 ESG Index

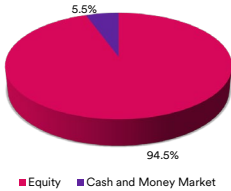
MD is Modified duration (Debt and Money Market) in years; YTM is Yield to Maturity; AUM is Asset Under Management.

## Actual v/s Targeted Asset Allocation (%)

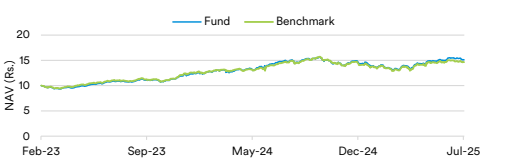
Security Type	Min	Max	Actual
Listed Equities	60%	100%	94.5%
Deb	0%	0%	0.0%
Money Market Investments	0%	40%	5.5%

The actual asset allocation will remain within the 'minimum' and 'maximum' range based on market opportunities and future outlook of the markets.

## Asset Mix

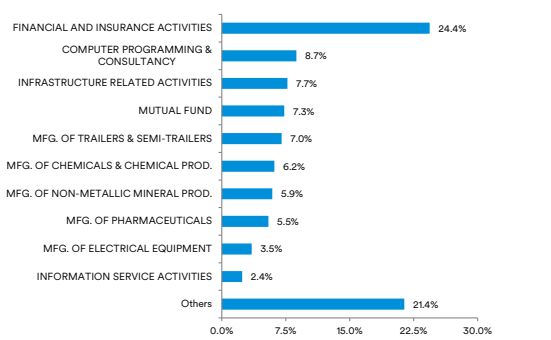


## NAV vs Benchmark



Security Name	Net Asset (%)
<b>Equity</b>	
H D F C BANK LTD.	6.4%
INFOSYS LTD.	4.8%
ULTRATECH CEMENT LTD.	3.7%
MAHINDRA & MAHINDRA LTD.	3.3%
I C I C I BANK LTD.	3.2%
AXIS MF - BANK ETF	2.8%
BAJAJ FINANCE LTD.	2.7%
BHARTI AIRTEL LTD.	2.5%
HINDUSTAN UNILEVER LTD.	2.5%
ZOMATO LTD.	2.4%
Others	60.2%
<b>Total</b>	<b>94.5%</b>
<b>Cash and Money Market</b>	
<b>Portfolio Total</b>	<b>100.0%</b>

## Industry Wise Exposure\*\*



\*\*Industry Classification is as per National Industrial Classification (All Economic Activities)-2008 NIC