



Pension Dividend Leaders Index Fund (Open Fund)

SFIN No: ULIF04101/04/26PEDIVIDEND117

April 30, 2026



Fund Details

Investment Objective: To generate wealth over the medium to long-term by replicating the BSE 500 Dividend Leaders 50 Index (Customised) Investment Philosophy: The fund will target 100% investments in Equities to meet the stated objectives	Inception Date	NAV	YTM	MD	AUM
	20-Apr-2026	Rs. 9.8921	--	--	Rs. 2 crore
Fund Manager(s)		Funds Managed by the Fund Managers			
Ankur Kulshrestha		Equity - 8 Debt - 0 Balanced -3			

Fund v/s Benchmark Return (%)

	Fund	Benchmark*
1 Month	-	-
6 Months	-	-
1 Year	-	-
2 Years	-	-
3 Years	-	-
5 Years	-	-
Inception	-1.1%	-0.7%

Past performance is not indicative of future performance

*Benchmark is BSE 500 Dividend Leaders 50 (Customised)

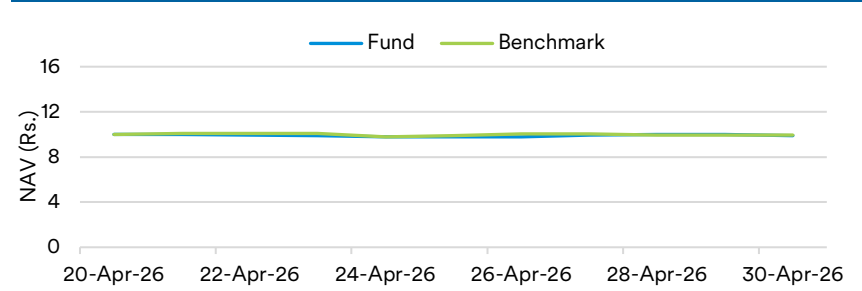
MD is Modified duration (Debt and Money Market) in years; YTM is Yield to Maturity; AUM is Asset Under Management.

Actual v/s Targeted Asset Allocation (%)

Security Type	Min	Max	Actual
Equities	60%	100%	99.7%
Government and other Debt Securities	0%	0%	0.0%
Money Market	0%	40%	0.3%

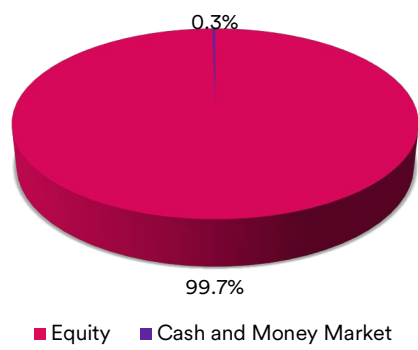
The actual asset allocation will remain within the 'minimum' and 'maximum' range based on market opportunities and future outlook of the markets.

NAV vs Benchmark

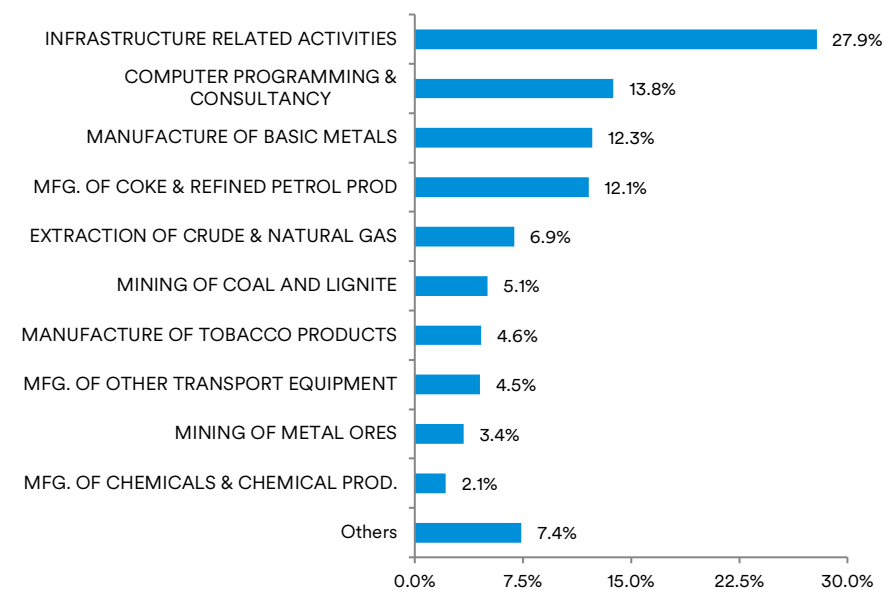


Security Name	Rating	Net Asset (%)
Equity		
COAL INDIA LTD.		4.7%
OIL & NATURAL GAS CORPN. LTD.		4.7%
I T C LTD.		4.6%
TATA STEEL LTD.		4.6%
HERO MOTOCORP LTD.		4.5%
POWER GRID CORPN. OF INDIA LTD.		4.5%
N T P C LTD.		4.5%
POWER FINANCE CORPN. LTD.		4.4%
BHARAT PETROLEUM CORPN. LTD.		4.4%
G A I L (INDIA) LTD.		4.3%
Others		54.5%
Total		99.7%
Cash and Money Market		0.3%
Portfolio Total		100.0%

Asset Mix



Industry Wise Exposure**



**Industry Classification is as per National Industrial Classification (All Economic Activities)-2008 NIC

Debt Maturity Profile

