



# Flexi Cap (Open Fund)

SFIN No: ULIF01315/12/09FLEXICAPFN17

February 29, 2024



## Fund Details

**Investment Objective:** To generate long-term capital appreciation from an actively managed portfolio of diversified stocks across the market capitalization spectrum.

**Investment Philosophy:** The fund will target 100% investments in Equities to meet the stated objectives.

Inception Date	NAV	YTM	MD	AUM
22-Dec-2009	Rs. 48.4261	--	--	Rs. 1359 crore
<b>Fund Manager(s)</b>		<b>Funds Managed by the Fund Managers</b>		
Deb Bhattacharya		Equity - 3   Debt - 0   Balanced -3		

## Fund v/s Benchmark Return (%)

	Fund	Benchmark*
1 Month	3.1%	1.9%
6 Months	23.4%	18.1%
1 Year	41.8%	35.4%
2 Years	20.4%	17.2%
3 Years	19.3%	17.0%
5 Years	17.7%	16.9%
Since 05-Jan-10	11.7%	11.2%
Inception	11.8%	11.6%

Past performance is not indicative of future performance

\* Benchmark is S&P BSE 200

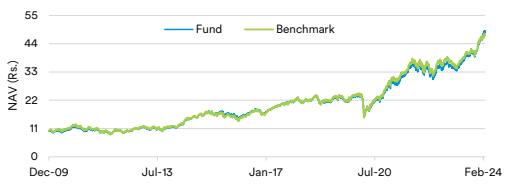
MD is Modified duration (Debt and Money Market) in years; YTM is Yield to Maturity; AUM is Asset Under Management.

## Actual v/s Targeted Asset Allocation (%)

Security Type	Min	Max	Actual
Equity	60%	100%	99.7%
Cash & Money Market	0%	40%	0.3%

The actual asset allocation will remain within the 'minimum' and 'maximum' range based on market opportunities and future outlook of the markets.

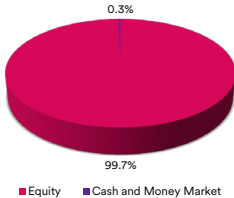
## NAV vs Benchmark



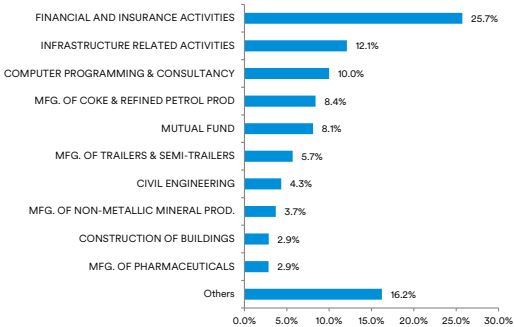
## Security Name Net Asset (%)

Equity	
RELIANCE INDUSTRIES LTD.	6.1%
I C I C I BANK LTD.	5.9%
STATE BANK OF INDIA	4.7%
H D F C BANK LTD.	3.5%
INFOSYS LTD.	3.3%
BHARTI AIRTEL LTD.	3.2%
LARSEN & TOUBRO LTD.	3.0%
I T C LTD.	2.8%
AXIS BANK LTD.	2.5%
TATA CONSULTANCY SERVICES LTD.	2.5%
Others	62.3%
<b>Total</b>	<b>99.7%</b>
<b>Cash and Money Market</b>	<b>0.3%</b>
<b>Portfolio Total</b>	<b>100.0%</b>

## Asset Mix



## Industry Wise Exposure\*\*



\*\*Industry Classification is as per National Industrial Classification (All Economic Activities)-2008 NIC