



Balancer II (Open Fund)

SFIN No: ULIF01015/12/09BALANCER2F17

June 30, 2025



Milkar life aage badhain

Fund Details

Investment Objective: To generate capital appreciation and current income, through a judicious mix of investments in equities and fixed income securities.

Investment Philosophy: The fund will target 50% investments in Equities and 50% investments in Government & other debt securities to meet the stated objectives.

Inception Date	NAV	YTM	MD	AUM
20-Dec-2009	Rs. 39.7165	6.9%	7.5	Rs. 863 crore
Fund Manager(s)		Funds Managed by the Fund Managers		
Amit Shah		Equity - 7 Debt - 0 Balanced -2		
Gaurav Balre		Equity - 0 Debt - 10 Balanced -8		

Fund v/s Benchmark Return (%)

	Fund	Benchmark*
1 Month	1.2%	1.3%
6 Months	3.9%	6.3%
1 Year	4.6%	7.7%
2 Years	13.6%	11.9%
3 Years	14.2%	13.1%
5 Years	14.2%	13.9%
Since 05-Jan-10	9.3%	9.4%
Inception	9.3%	9.6%

Past performance is not indicative of future performance

* Benchmark is 50% Nifty 50 and 50% CRISIL Composite Bond Index

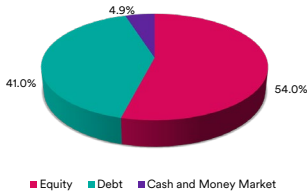
MD is Modified duration (Debt and Money Market) in years; YTM is Yield to Maturity; AUM is Asset Under Management.

Actual v/s Targeted Asset Allocation (%)

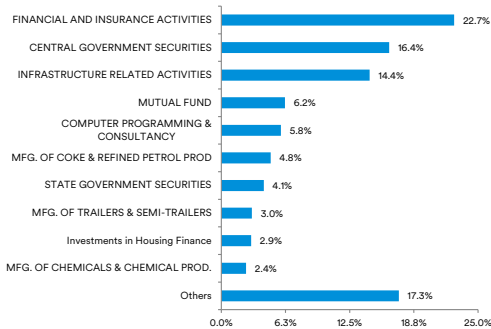
Security Type	Min	Max	Actual
Government & Other Debt Securities	0%	60%	41.0%
Equity	0%	60%	54.0%
Cash & Money Market	0%	40%	4.9%

The actual asset allocation will remain within the 'minimum' and 'maximum' range based on market opportunities and future outlook of the markets.

Asset Mix

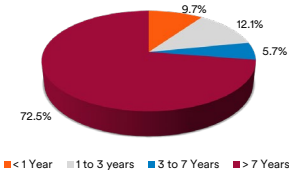


Industry Wise Exposure**

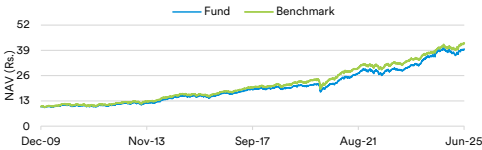


**Industry Classification is as per National Industrial Classification (All Economic Activities)-2008 NIC

Debt Maturity Profile



NAV vs Benchmark



Security Name	Rating	Net Asset (%)
Equity		
H D F C BANK LTD.		4.5%
RELIANCE INDUSTRIES LTD.		4.4%
INFOSYS LTD.		2.4%
BHARTI AIRTEL LTD.		2.4%
I C I C I BANK LTD.		2.3%
ICICI PRUDENTIAL MF - NIFTY BANK ETF		1.9%
ADANI PORTS & SPECIAL ECONOMIC ZONE LTD.		1.8%
AXIS BANK LTD.		1.7%
LARSEN & TOUBRO LTD.		1.7%
ABSL MF - NIFTY BANK ETF		1.5%
Others		29.3%
Total		54.0%

Government Securities		
7.09% GOI 2074		4.6%
7.08% MAHARASHTRA SDL 2039		2.9%
6.76% GOI 2061		2.8%
7.09% GOI 2054		1.9%
6.33% GOI 2035		1.2%
6.92% GOI 2039		1.1%
7.3% GOI 2053		0.8%
7.71% GUJARAT SDL 2034		0.6%
6.99% GOI 2051		0.6%
7.34% GOI 2064		0.6%
Others		3.5%
Total		20.6%

Corporate Bonds		
THE NATIONAL BANK FOR FINANCING IN	AAA	2.3%
BAJAJ FINANCE LTD.	AAA	1.8%
SUNDARAM FINANCE LTD	AAA	1.8%
SHRIRAM FINANCE LIMITED	AA+	1.8%
NABARD	AAA	1.8%
NATIONAL HOUSING BANK	AAA	1.7%
STATE BANK OF INDIA	AAA	1.7%
GRASIM INDUSTRIES LTD.	AAA	1.5%
POWER FINANCE CORPN. LTD.	AAA	1.3%
L I C HOUSING FINANCE LTD.	AAA	1.2%
Others		3.6%
Total		20.5%
Cash and Money Market		
		4.9%
Portfolio Total		100.0%

Rating Credit Profile

