



Accelerator (Closed Fund)

SFIN No: ULIF00525/01/05ACCELERATO117

June 30, 2025



Mitkar life aage badhain

Fund Details

Investment Objective: To achieve capital appreciation by investing predominantly in equities, with limited investment in fixed income securities.

Investment Philosophy: The fund will target 80% investments in Equities and 20% investments in Government & other debt securities to meet the stated objectives.

Inception Date	NAV	YTM	MD	AUM
07-Feb-2005	Rs. 84.5674	6.9%	3.8	Rs. 145 crore
Fund Manager(s)		Funds Managed by the Fund Managers		
Shashikant Wavhal		Equity - 4 Debt - 0 Balanced -3		
Gaurav Balre		Equity - 0 Debt - 10 Balanced -8		

Fund v/s Benchmark Return (%)

	Fund	Benchmark*
1 Month	2.9%	2.4%
6 Months	5.5%	7.3%
1 Year	3.1%	6.9%
2 Years	12.5%	14.0%
3 Years	14.1%	15.7%
5 Years	16.7%	17.6%
Inception	11.0%	12.3%

Past performance is not indicative of future performance

*Benchmark is 80% Nifty 50 and 20% CRISIL Composite Bond Index

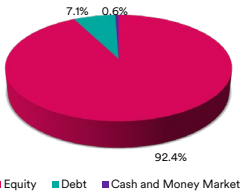
MD is Modified duration (Debt and Money Market) in years; YTM is Yield to Maturity; AUM is Asset Under Management.

Actual v/s Targeted Asset Allocation (%)

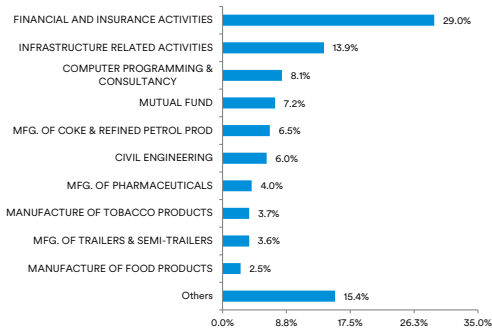
Security Type	Min	Max	Actual
Govt & Govt Guaranteed Secs	0%	40%	2.2%
Infrastructure and Social Sector Secs	0%	40%	0.7%
Listed Equities	60%	95%	92.4%
Long Term Bonds	0%	60%	4.1%
Short Term Bonds	0%	35%	0.0%
Money Market Investments	0%	40%	0.6%

The actual asset allocation will remain within the 'minimum' and 'maximum' range based on market opportunities and future outlook of the markets.

Asset Mix

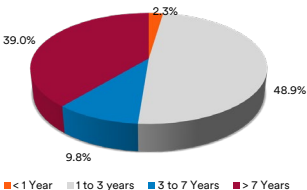


Industry Wise Exposure**

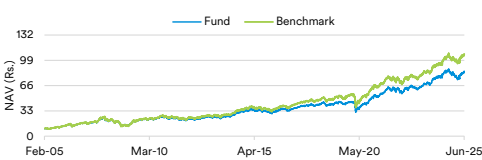


**Industry Classification is as per National Industrial Classification (All Economic Activities)-2008 NIC

Debt Maturity Profile



NAV vs Benchmark



Security Name	Rating	Net Asset (%)
Equity		
BHARTI AIRTEL LTD.		8.0%
H D F C BANK LTD.		7.7%
I C I C I BANK LTD.		7.1%
RELIANCE INDUSTRIES LTD.		6.5%
LARSEN & TOUBRO LTD.		6.0%
CPSE ETF		5.4%
STATE BANK OF INDIA		4.3%
INFOSYS LTD.		4.0%
I T C LTD.		3.7%
SUN PHARMACEUTICAL INDS. LTD.		2.6%
Others		37.1%
Total		92.4%

Government Securities

6.79% GOI 2034	1.3%
6.75% GOI 2029	0.7%
7.57% GOI 2033	0.2%
Total	2.2%

Corporate Bonds

SUNDARAM FINANCE LTD	AAA	2.1%
SAMMAN CAPITAL LTD.	AA-	1.4%
POWER GRID CORPN. OF INDIA LTD.	AAA	0.7%
NATIONAL HOUSING BANK	AAA	0.6%
Total		4.8%

Cash and Money Market

Portfolio Total	100.0%
------------------------	---------------

Rating Credit Profile

