



Met Invest

Gratuity Fund

Monthly Fund Performance

May 2017 Edition



Month gone by - A snapshot

Emerging market equities rallied for the fifth consecutive month. While the developed market index rose by 9% YTD, the emerging market index outperformed with 17% return. India also followed led by improving trend in corporate earnings and strong flows by domestic and foreign institutional investors (FIIs). The GST rates for majority of the categories were on expected lines. Fixed income market ended the month on positive note amid strong FII inflows. Going forward, stance of RBI and Fed in the upcoming policy meetings and impact of GST implementation are crucial factors for equity as well as fixed income markets.

Demonetisation hits Q4 FY17 GDP growth

India's Q4 FY17 GDP growth slowed to 6.1% y-y from 7.0% in Q3, reflecting the lagged effect of demonetisation. This was led by contraction in construction sector growth and slowdown in manufacturing and private services sectors. While private consumption growth moderated, fixed capital formation contracted for the first time in three years. The FY17 GDP growth was unchanged at 7.1% led by upward revision in previous quarters. We expect GDP growth to revive in FY18 led by pick-up in consumption and higher public spending, notwithstanding transitory negative impact due to GST implementation.

Q4 FY17 corporate earnings show an improving trend

Aggregate corporate earnings in Q4 FY17 showed an improvement largely led by strong growth in Banking, Energy and Metals sectors. Further, pick-up in volumes for Consumer sector signals moderate normalisation post demonetisation. On the negative side, Pharmaceuticals, Technology and Telecom saw weak earnings growth. We expect corporate earnings to improve in FY18 led by pick-up in economic activity and higher public spending.

Fixed income market performance

Fixed income market rallies: After a sell-off in April, fixed income market ended May on a positive note amid strong FII inflows (May: \$3bn; YTD: \$11bn). The declining inflation trajectory and expectations of a normal monsoon, coupled with decline in global bond yields, boosted market sentiments. The 10-year g-sec yield ended the month at 6.7% vs. 7.0% in April-end.

Outlook: The recent inflation trajectory, coupled with timely onset of monsoon, is expected to keep market sentiments positive. Inflation is likely to undershoot RBI's average estimate of 4.5% in H1 FY18 amid positive domestic developments and abating global risks. This, along with weak Q4 GDP growth, may lead to RBI softening its stance in the upcoming policy meeting on June 7th. However, adverse domestic risks to inflation arising from full implementation of 7th Pay Commission recommendations, transitory impact of GST and possibility of a weak monsoon (in terms of temporal and spatial distribution) still persist. As such, RBI is likely to keep rates on hold in the near-term.

Equity market performance

Equity market continues the strong show: Indian equity markets rallied for the fifth consecutive month facilitated by strong inflows from FIIs and domestic institutional investors (DIIs). The rally was led by 1) improving trend in Q4 FY17 corporate earnings, 2) expectations of a normal monsoon and 3) announcement of GST rates on expected lines. The FIIs turned buyers in May with net inflows at \$1.5bn (YTD: \$8bn). While Nifty Index rose by 3.4% in May (18% YTD), the mid-cap index declined by 1.2% (22% YTD).

Outlook: While the underlying momentum remains strong, rich valuations may result in equity markets consolidating in the near-term. On the global front, US trade and fiscal policies as well as monetary policies of global central banks remain crucial factors for equity markets. On the domestic front, progress of monsoon and impact of GST implementation are likely to determine equity market trajectory in the near-term. Our medium-term outlook on the market remains strong on account of 1) pick-up in economic activity led by consumption and higher public spending and 2) continued revival in corporate earnings.

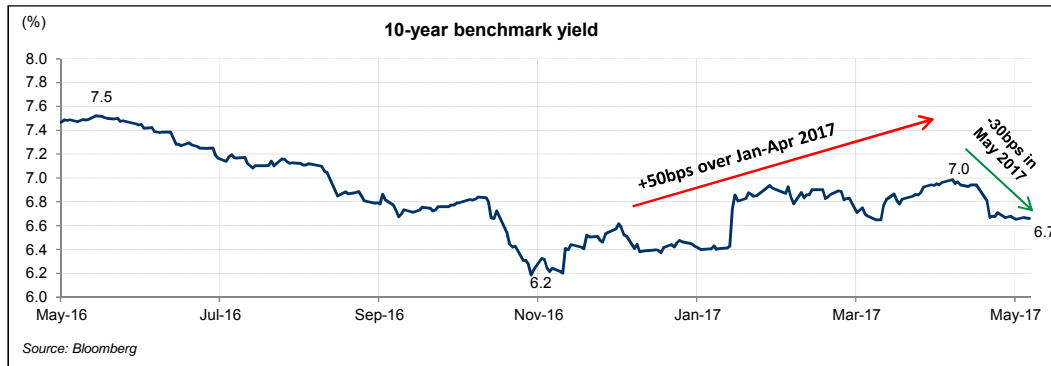
Sanjay Kumar

Chief Investment Officer

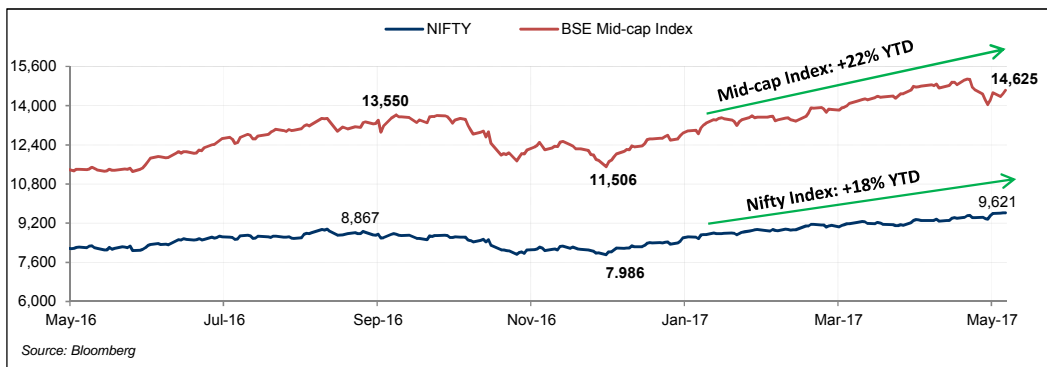
Indicators	May-16	Feb-17	May-17	Q-o-Q Variation	Y-o-Y Variation
Economic indicators					
Wholesale Price Index (WPI) Inflation (%)	-1.1	4.3	3.9	-0.4	5.0
Consumer Price Index (CPI) Inflation (%)	5.5	3.2	3.0	-0.2	-2.5
Gross Domestic product (GDP Growth) (%)	9.2	7.0	6.1	-0.9	-3.1
Index of Industrial Production (IIP) (%)	5.5	2.6	2.7	0.1	-2.8
Domestic Markets					
Nifty 50 Index	8,160	8,880	9,621	8%	18%
BSE Mid-cap Index	11,366	13,552	14,625	8%	29%
10-year G-Sec Yield (%)	7.5	6.9	6.7	-20 bps	-80 bps
10-year AAA PSU Corporate Bond Yield (%)	8.2	7.7	7.7	0 bps	-50 bps
30-year G-Sec Yield (%)	7.9	7.4	7.4	0 bps	-50 bps
Exchange rate (USD/INR)	67.3	66.7	64.5	-3%	-4%
Global Markets					
Dow Jones (U.S.)	17,787	20,812	21,009	1%	18%
FTSE (U.K.)	6,231	7,263	7,520	4%	21%
Shanghai Stock Exchange Composite Index (China)	2,917	3,242	3,117	-4%	7%
Brent crude oil (USD/barrel)	50	56	50	-9%	1%

Source: Central Statistics Organisation (CSO), RBI, Bloomberg

10-year government bond yield trend



Equity Market performance





Health and Life Cover ✓ Return of Premiums ✓
Non-Linked, Non-Participating Health Insurance Plan

A health plan that also has a life cover.



Inbuilt life cover
Cover for death and terminal illness



Zero survival period
File for claim immediately on diagnosis



Payouts at different stages of illness*
Lump sum payouts at mild, moderate and severe stages



Return of Premium (net of claims paid)*
Balance of your premiums back on maturity



PNB MetLife India Insurance Company Limited, Registered office address: Unit No. 701, 702 & 703, 7th Floor, West Wing, Raheja Towers, 26/27 M G Road, Bangalore -560001, Karnataka, Call us Toll-free at 1-800-425-6969, IRDA of India Registration number 117. CI No.: U66010KA2001PLC028883, Phone: 080-66006969, Website: www.pnbmetlife.com, Email: indiaservice@pnbmetlife.co.in or Write to us: 1st Floor, Techniplex -1, Techniplex Complex, Off Veer Savarkar Flyover, Goregaon (West), Mumbai - 400062, Maharashtra. Phone: +91-22-41790000, Fax: +91-22-41790203. Please consult your advisor for more details. For more details on premium, risk factors, terms and conditions, please refer to the sales brochure carefully before conducting a sale. PNB MetLife Mera Heart and Cancer Care (UIN 117N100V01) is a non-linked, non-participating health insurance plan. Tax benefits are as per applicable tax laws and are subject to change. Service Tax plus applicable cess shall be levied as per prevailing tax laws which are subject to change from time to time.*Please refer to Sales Brochure for more details. *Return of balance premium option is chosen at inception. The marks "PNB" and "MetLife" are registered trademarks of Punjab National Bank and Metropolitan Life Insurance Company, respectively. PNB MetLife India Insurance Company Limited is a licensed user of these marks. LD/2016-17/199. EC179

BEWARE OF SPURIOUS PHONE CALLS AND FICTITIOUS / FRAUDULENT OFFERS
IRDAI clarifies to the public that
• IRDAI or its officials do not involve in activities like sale of any kind of insurance or financial products nor invest premiums.
• IRDAI does not announce any bonus.
• Public receiving such phone calls are requested to lodge a police complaint along with details of phone call number



How can an insurance policy help protect and bolster your future investments?

Have you thought about how your family will continue with their current lifestyle if you were not there tomorrow? Will your spouse be able to pay the children's school fees? Will your parents be able to get the medical attention they require? If not, it's not late even now. The primary reason for investing in an insurance plan should be to ensure that the family income is protected even if something unfortunate were to happen to the breadwinner. With the evolution of the financial services category, the insurance plans also serve an important objective of creating a corpus for planned expenses like retirement, prepayment of loans or child's education or marriage. Interestingly, as per Nielsen Life 2013 research, while 51% have quoted protection as the key reason for investing in life insurance, close to 46% are investing for their child's future and 43% for retirement.

Now let's look at various options available for you to build a robust financial portfolio. To begin with, you should look at a term plan to ensure that your family receives a lump-sum incase something unfortunate were to happen impacting the regular income flow. There are income protection plans also available to ensure regular income for your family. After reviewing your financial portfolio and life-stage, you should consider investing towards retirement to protect your golden years. If you have children, it is advisable to consider investing in an insurance plan at an early stage to build a corpus. While there are many instruments available for savings in the market, insurance is the only product that ensures that the savings you planned for is available for your child/ family whether you are around or not. This is possible due to the 'life cover' attached to your policy which ensures a lump-sum incase of death of the primary wage earner. Some select child plans also come with the 'waiver of premium' feature which ensures that all premiums are paid by the insurance company incase something happens to the parent and the child gets the corpus planned on maturity.

The key to ensuring that your family is financially secure is to start early and to understand your financial goals before choosing products.



FUND PERFORMANCE



MARKET OVERVIEW

FUND CATEGORY

Balanced

Gratuity Balanced Fund

Debt

Gratuity Debt Fund

As on May 31, 2017

	Benchmark (BM)	1 - Year (%)		3 - Year (%)		5 - Year (%)	
		Fund	BM	Fund	BM	Fund	BM
Medium Risk							
Gratuity Balanced	30% Nifty 50 70% CCBFI	12.0	13.0	10.8	10.5	10.8	11.0
Low Risk							
Gratuity Debt	CCBFI	10.6	10.9	10.0	10.7	8.8	9.4

CCBFI- CRISIL Composite Bond Fund Index

[Glossary](#)

Gratuity Balanced

SFIN No: ULGF00205/06/04GRABALANCE117

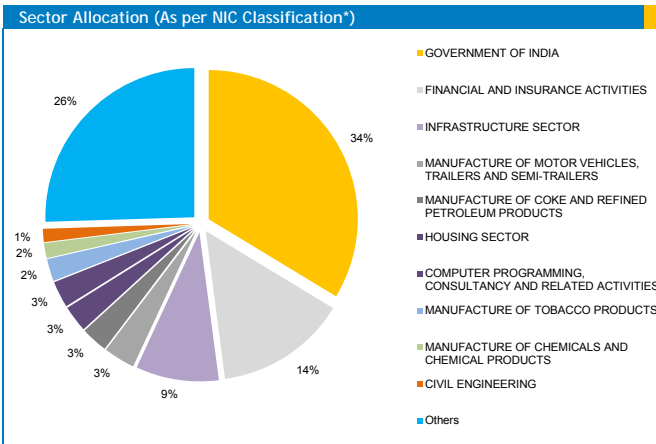
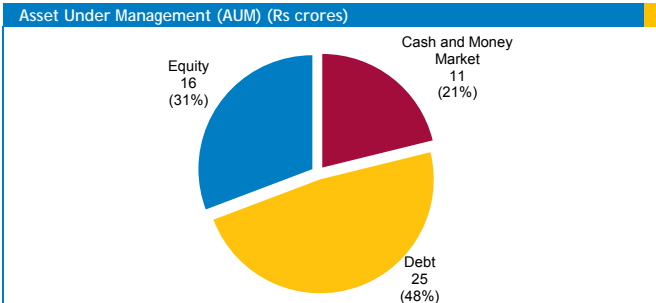
Investment Objective: To generate capital appreciation and current income, through a judicious mix of investments in equities and fixed income securities.

Investment Philosophy: The fund will target 30% investments in Equities and 70% investments in Government & other debt securities to meet the stated objectives.

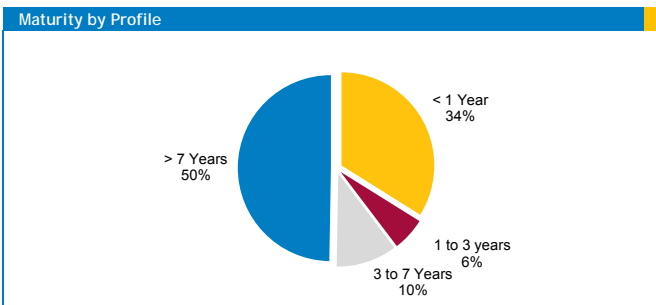
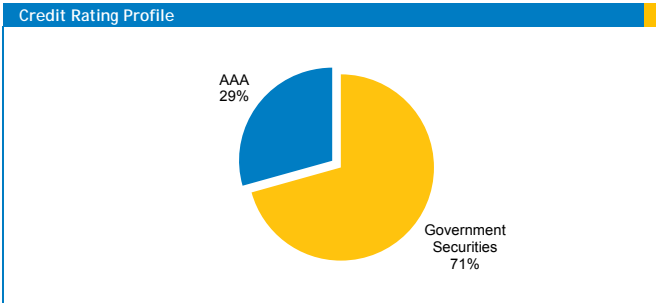
Portfolio Return As on May 31, 2017

Returns	Absolute Return		CAGR Return			
	Last 1 Month	Last 6 Months	Last 1 Year	Last 2 Years	Last 3 Years	Since Inception
Portfolio return	1.8%	4.2%	12.0%	8.8%	10.8%	9.4%
Benchmark*	2.0%	5.7%	13.0%	9.0%	10.5%	9.1%

Note: Past returns are not indicative of future performance.
 * Benchmark return has been computed by applying benchmark weightages on Nifty 50 index for Equity and CRISIL Composite Bond Fund Index index for Debt



*NIC Classification – Industrial sectors as defined under National Industrial Classification 2008



Fund Details

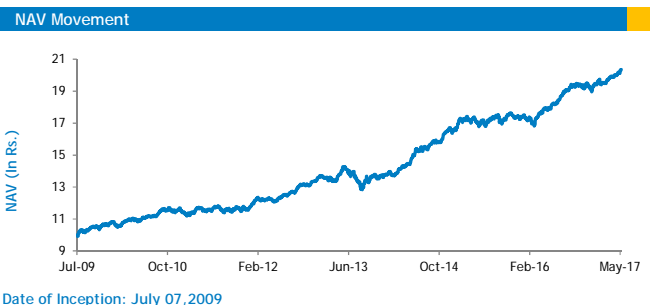
Fund Manager	Funds managed by the Fund Manager	
Amit Shah	Equity - 4 Debt - 0 Balanced - 2	
Himanshu Shethia	Equity - 0 Debt - 7 Balanced - 5	
AUM as on 31-05-2017	NAV as on 31-05-2017	Modified Duration (Debt and Money Market)
Rs. 52 crore	Rs. 20.3520	4.0

Asset Classes

Asset Class	F&U	Actual
Government and other Debt Securities	25-95%	47.7%
Equities	5-35%	30.6%
Money Market and other liquid assets	0-40%	21.8%

Portfolio Components

Security	Rating	Net Assets
GOVERNMENT SECURITIES		
7.59% GOI 2029	Sovereign	13.8%
8.6% GOI 2028	Sovereign	7.9%
8.25% SDL 2026	Sovereign	6.0%
6.97% GOI 2026	Sovereign	3.9%
8.13% GOI 2045	Sovereign	2.1%
TOTAL		33.7%
CORPORATE BONDS		
RELIANCE GAS TRANSPORTATION INFRASTRUCTURE	AAA	7.2%
HDB FINANCIAL SERVICES LIMITED	AAA	3.9%
HOUSING DEVELOPMENT FINANCE CORPN. LTD.	AAA	2.7%
L I C HOUSING FINANCE LTD.	AAA	0.2%
TOTAL		14.0%
TOP 10 EQUITY SECURITIES		
H D F C BANK LTD.		2.9%
I T C LTD.		2.4%
RELIANCE INDUSTRIES LTD.		1.8%
I C I C I BANK LTD.		1.7%
HOUSING DEVELOPMENT FINANCE CORPN. LTD.		1.6%
INFOSYS LTD.		1.5%
LARSEN & TOUBRO LTD.		1.4%
MARUTI SUZUKI INDIA LTD.		1.2%
KOTAK MAHINDRA BANK LTD.		0.9%
MAHINDRA & MAHINDRA LTD.		0.9%
Others		14.3%
TOTAL		30.6%
CASH AND MONEY MARKET		21.8%
PORTFOLIO TOTAL		100.0%



Gratuity Debt

SFIN No: ULGF00105/06/04GRADEBTDFND117

Investment Objective: To earn regular income by investing in high quality fixed income securities.

Investment Philosophy: The fund would target 100% investments in Government & other debt securities to meet the stated objectives.

Fund Details

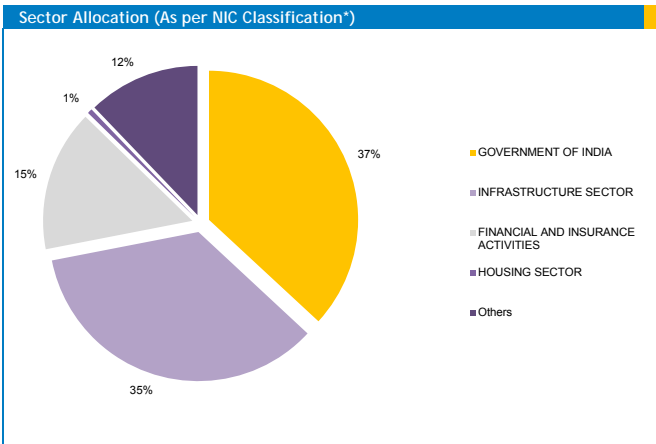
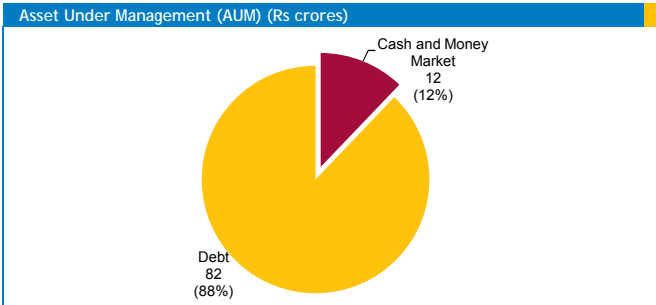
Fund Manager	Funds managed by the Fund Manager	
Himanshu Shethia	Equity - 0 Debt - 7 Balanced - 5	
AUM as on 31-05-2017	NAV as on 31-05-2017	Modified Duration (Debt and Money Market)
Rs. 94 crore	Rs. 17.8012	5.0

Portfolio Return As on May 31, 2017

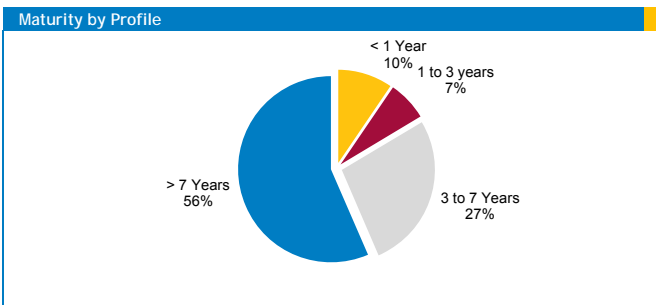
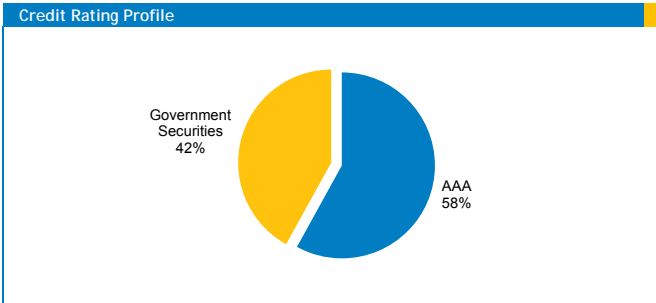
Returns	Absolute Return		CAGR Return			
	Last 1 Month	Last 6 Months	Last 1 Year	Last 2 Years	Last 3 Years	Since Inception
Portfolio return	1.2%	-0.6%	10.6%	9.3%	10.0%	9.4%
Benchmark*	1.3%	0.9%	10.9%	9.9%	10.7%	9.0%

Note: Past returns are not indicative of future performance.

* Benchmark return has been computed by applying benchmark weightages on CRISIL Composite Bond Fund Index



*NIC Classification – Industrial sectors as defined under National Industrial Classification 2008



Asset Classes

Asset Class	F&U	Actual
Government and other Debt Securities	60-100%	87.9%
Money Market and other liquid assets	0-40%	12.1%

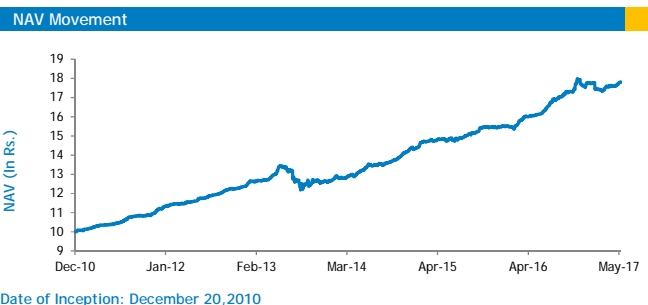
Portfolio Components

Security	Rating	Net Assets
TOP 10 GOVERNMENT SECURITIES		
8.13% GOI 2045	Sovereign	6.1%
7.68% GOI 2023	Sovereign	5.5%
8.22% SDL 2026	Sovereign	5.5%
6.79% GOI 2029	Sovereign	5.3%
9.23% GOI 2043	Sovereign	4.5%
8.38% SDL 2026	Sovereign	3.4%
6.97% GOI 2026	Sovereign	3.2%
8.4% GOI 2024	Sovereign	1.7%
9.2% GOI 2030	Sovereign	1.5%
8.13% GOI 2021	Sovereign	0.1%
Others		0.0%
TOTAL		36.9%

TOP 10 CORPORATE BONDS

Security	Rating	Net Assets
TATA SONS LTD.	AAA	6.7%
RELIANCE PORTS & TERMINALS LTD.	AAA	5.9%
INFRASTRUCTURE LEASING & FINANCIAL SERVICES LT	AAA	5.9%
L&T INFRA DEBT FUND LTD	AAA	5.7%
RURAL ELECTRIFICATION CORPN. LTD.	AAA	5.7%
POWER FINANCE CORPN. LTD.	AAA	5.6%
AXIS BANK LTD.	AAA	5.3%
RELIANCE GAS TRANSPORTATION INFRASTRUCTURE	AAA	3.4%
IDFC BANK LIMITED	AAA	3.4%
POWER GRID CORPN. OF INDIA LTD.	AAA	2.9%
Others		0.5%
TOTAL		51.0%

CASH AND MONEY MARKET	12.1%
PORTFOLIO TOTAL	100.0%



Quantitative Indicators

- **Standard Deviation (SD)** - It shows how much the variation or dispersion of a fund's daily returns has from its average. Lesser SD indicates that the daily returns are moving closer to the average. A higher SD indicates that daily returns are widely spread over a large range of value.
- **Beta** - It indicates how the fund is performing relative to its benchmark. If beta of a fund is higher than its benchmark, which is considered 1, it indicates risk-return trade-off is better and vice-versa.
- **Sharpe Ratio** - It measures the risk-reward ratio as it indicates whether higher returns come with higher or lower risk. Greater the ratio, better is the risk-adjusted performance.
- **Average Maturity** - It is the weighted average period of all the maturities of debt securities in the portfolio.
- **Modified Duration (MD)** - It is the measurable change in the value of a security in response to a change in interest rates.
- **Bond yield** - Bond yield is the amount of return an investor realizes on a bond. Several types of bond yields exist, including nominal yield (interest paid divided by the face value of the bond) and current yield (annual earnings of the bond divided by its current market price). Yield to maturity (YTM), a popular measure where in addition to coupon return it also additionally incorporates price decline/increase to face value of the bond over the maturity period.

Macroeconomic Indicators

- **Macroeconomics** - Macroeconomics is the branch of economics that studies the behavior and performance of an economy as a whole. It focuses on the aggregate changes in the economy such as unemployment, growth rate, gross domestic product and inflation. Macroeconomics analyzes all aggregate indicators that influence the economy. Government and corporations use macroeconomic models to help in formulating of economic policies and strategies.
- **Gross Domestic Product (GDP)** - GDP is one of the primary indicators used to gauge the health of a country's economy. It represents the total value of all goods and services produced over a specific time period. It can be stated in real terms or nominal terms (which includes inflation).
- **Gross value added (GVA)** - GVA is a productivity metric that measures the contribution to an economy, producer, sector or region. Gross value added provides a value for the amount of goods and services that have been produced, less the cost of all inputs and raw materials that are directly attributable to that production.
- **Index of Industrial Production (IIP)** - The index represents the production growth of various sectors in India. The index focuses on mining, electricity and manufacturing. The ongoing base year for calculation of index is 2004-2005.
- **HSBC Purchasers Managers' Index (PMI)** - Three types of indices - Manufacturing, Services and Composite Index are published on a monthly basis after surveys of private sector companies. An index reading above 50 indicates an overall increase in that variable, while below 50 shows an overall decrease.
- **Inflation** - Inflation measures the change in the prices of a basket of goods and services in a year. From a calculation standpoint, it is the percentage change in the value of the Wholesale Price Index (WPI) / Consumer Price Index (CPI) on a year-on-year basis. It occurs due to an imbalance between demand and supply, changes in production and distribution cost or increase in taxes on products. When economy experiences inflation, i.e. when the price level of goods and services rises, the value of currency reduces.

Macroeconomic Indicators

- **Nominal interest rate** - Nominal interest rate is the interest rate that does not take inflation impact into account. It is the interest rate that is quoted on bonds and loans.
- **Real interest rate** - Real interest rate adjusts for the inflation and gives the real rate of a bond or a loan.
- **Monetary Policy** - Monetary policy is the macroeconomic policy laid down by the Central bank. It involves management of money supply and interest rates to achieve macroeconomic objectives like inflation, consumption, growth and liquidity. Depending on growth-inflation dynamics, the central bank can either pursue an easy or a tight monetary policy. An expansionary/easy/ accommodative monetary policy involves expansion of money supply, mainly by keeping interest rates low, to boost economic growth. A contractionary/tight monetary policy involves reduction in money supply to control inflation in the economy.
- **Liquidity** - The Central bank of a country has to maintain an appropriate level of liquidity to help meet the credit demand of the country as well as maintain price stability. This is done by way of direct monetary policy tools such as policy rates and cash reserves to be maintained with it by banks. It is also done by indirect means such as Open market Operations (OMO) which involve sale and purchase of Government securities.
- **Fiscal Deficit** - This takes place when India's expenditure rises than its revenue. To fill this gap, the Government raises debt by issuing Government/ sovereign bonds. Fiscal deficit is usually compared with GDP to understand the financial position of the country. Rising fiscal deficit to GDP ratio is not good for the country, which requires immediate attention to cut expenditure and/or increase the source of revenue.
- **Current Account Deficit (CAD)** - Current account deficit is a measurement of a country's trade where the value of imports of goods and services as well as net investment income or transfer from abroad is greater than the value of exports of goods and services for a country. This indicates that the country is a net debtor of foreign currency, which increases the pressure on the country's existing foreign currency reserves. Current account surplus is the opposite of this.
- **Investment** - In private investment, the funds come from a private, for-profit business. A few examples of private investment are a private company's manufacturing plant, a commercial office building, or a shopping mall. In public investment, the money exchanged comes from a governmental entity such as a city, state, country, etc. It would involve roads, airports, dams and other public infrastructure.

Market Indices

- **Nifty 50 Index** - It is a well diversified 50 stock index accounting for 22 sectors of the economy. It is used for a variety of purposes such as benchmarking fund portfolios, index based derivatives and index funds.
- **CRISIL Composite Bond Fund Index** - It seeks to track the performance of a debt portfolio that includes government securities and AAA/AA rated corporate bonds.

Fixed Income Indicators

- **Repo Rate** - The rate at which the RBI lends money to commercial banks is called repo rate. It is an instrument of monetary policy. Whenever shortage of funds banks has, they can borrow from the RBI.
- **Cash Reserve Ratio (CRR)** - CRR is the amount of funds which the banks need to keep with the RBI. If the RBI decides to increase the CRR, the available amount with the banks comes down. The RBI uses the CRR to drain out excessive money from the system.

Fixed Income Indicators

- **Marginal Standing Facility (MSF)** - It is a rate at which the RBI provides overnight lending to commercial banks over and above the repo window (repo rate). The interest rate charged is higher than the repo rate and hence it is used when there is considerable shortfall in liquidity.
- **Statutory Liquidity ratio (SLR)** - In India, commercial banks are required to maintain a certain percentage of their total deposits (net demand and time liabilities) in notified Government securities to ensure safety and liquidity of deposits. This percentage is known as the SLR rate. If the RBI or Central Bank reduces the SLR rate, it means that higher liquidity will be available to banks for their lending activity and vice-versa.

Others

- **Goods and Services Tax (GST)** - The GST is one of the biggest indirect tax reforms, with an aim to make India one unified common market. It is a single tax on the supply of goods and services, right from the manufacturer to the consumer. Credits of input taxes paid at each stage will be available in the subsequent stage of value addition, which makes GST essentially a tax only on value addition at each stage. The final consumer will thus bear only the GST charged by the last dealer in the supply chain, with set-off benefits at all the previous stages.
- **Foreign institutional investors (FIIs)** - FIIs are those institutional investors who invest in the assets belonging to a different country other than that where these organizations are based. These are the big companies such as investment banks, mutual funds etc, which invest considerable amount of money in Indian equity and fixed income markets, and consequently have a strong bearing on the respective market movement and currency.
- **Domestic institutional investors (DIIs)**- DIIs are those institutional investors who undertake investment in securities and other financial assets of the country they are based in. Institutional investment is defined to be the investment done by institutions or organizations such as banks, insurance companies, and mutual fund houses in the financial or real assets of a country.
- **Emerging market (EM) economy**- An emerging market economy describes a nation's economy that is progressing toward becoming more advanced, usually by means of rapid growth and industrialization. These countries experience an expanding role both in the world economy and on the political frontier.
- **Organization of the Petroleum Exporting Countries (OPEC)**- The OPEC was formed in 1960 to unify and coordinate members' petroleum policies. This was aimed at ensuring the stability of oil markets in order to secure an efficient, economic, and regular supply of petroleum to customers as well as a steady income to producers with a fair return. Members of OPEC include Iran, Iraq, Syria, Kuwait, Saudi Arabia, Bahrain, Qatar, the United Arab Emirates (or UAE), Oman, and Yemen. The OPEC countries produce 40% of the world's crude oil.
- **Federal Open Market Committee (FOMC)**- The FOMC is the monetary policymaking body of the Federal Reserve System. The FOMC is composed of 12 members - seven members of the Board of Governors and five of the 12 Reserve Bank presidents.
- **International Monetary Fund (IMF)**- The IMF, formed in 1945, is an international organization of 189 countries, headquartered in Washington, D.C. The key objectives include fostering global monetary cooperation, securing financial stability, facilitating international trade, promoting high employment and sustainable economic growth, and reducing poverty around the world.

About Us



PNB MetLife India Insurance Company Limited (PNB MetLife) is one of the fastest growing life insurance companies in the country, having as its shareholders, MetLife International Holdings LLC. (MIHL), Punjab National Bank Limited (PNB), Jammu & Kashmir Bank Limited (JKB), M. Pallonji and Company Private Limited and other private investors, with MIHL and PNB being the majority shareholders. PNB MetLife has been present in India since 2001.

PNB MetLife brings together the financial strength of a leading global life insurance provider, MetLife, Inc., and the credibility and reliability of PNB, one of India's oldest and leading nationalised banks. The vast distribution reach of PNB together with the global insurance expertise and product range of MetLife makes PNB MetLife a strong and trusted insurance provider.

PNB MetLife is present in over 111 locations across the country and serves customers in more than 8,000 locations through its bank partnerships with PNB, JKB and Karnataka Bank Limited.

PNB MetLife provides a wide range of protection and retirement products through its Agency sales of over 6,000 financial advisors and multiple bank partners, and provides access to Employee Benefit plans for over 1,200 corporate clients in India. The company continues to be consistently profitable and has declared profits for last five Financial Years.

For more information, visit www.pnbmetlife.com

Contact Us

Customer Helpline No.	1800-425-6969 (Toll Free) (Within India only)
	IVR available 24*7 with your policy details
Email	indiaservice@pnbmetlife.co.in

SMS **HELP** to **5607071**
(Special SMS Charges Apply)

PNB MetLife India Insurance Co. Ltd.
(Insurance Regulatory and Development Authority of India
(IRDAI of India), Life Insurance Registration No.117)
Registered Office: Unit No. 701, 702 & 703,
7th Floor, West Wing, Raheja Towers,
26/27 M G Road, Bangalore-560001.
Toll Free: 1-800-425-6969
www.pnbmetlife.com

PNB MetLife India Insurance Company Limited, Registered office address: Unit No. 701, 702 & 703, 7th Floor, West Wing, Raheja Towers, 26/27 M G Road, Bangalore-560001, Karnataka. IRDAI Registration number 117. CI No: U66010KA2001PLC028883, Call us Toll-free at 1-800-425-6969, Website: www.pnbmetlife.com, Email: indiaservice@pnbmetlife.co.in. or write to us 1st Floor, Techniplex -1, Techniplex Complex, Off Veer Savarkar Flyover, Goregaon (West), Mumbai - 400062. Phone: +91-22-41790000, Fax: +91-22-41790203. LD/2017-18/046 EC046.

- For more details on risk factors, terms and conditions, please read product sales brochure carefully before concluding a sale
- Unit-Linked Life Insurance products are different from the traditional insurance products and are subject to the risk factors
- The premium paid in Unit-Linked Life Insurance Policies are subject to investment risks associated with capital markets and the NAVs of the Units may go up or down based on the performance of Fund and factors influencing the capital market and the insured is responsible for his/her decisions
- The name of the Insurance Company and the name of the Unit-Linked Life Insurance contract does not in any way indicate the quality of the contract, its future prospects or returns. Please know the associated risks and the applicable charges, from your Insurance agent or the Intermediary or the Policy Document
- The various Funds offered are the names of the Funds and do not in any way indicate the quality of these plans, their future prospects and returns. The Unit-Linked Funds don't offer a guaranteed or assured return
- The premium shall be adjusted on the due date even if it has been received in advance.

The fund update provided by PNB MetLife India Insurance Company Limited ("PNB MetLife") is for general informational purposes only. This information is not intended as investment advice, or as an endorsement, recommendation or sponsorship of any company, security, or fund. The opinions and analyses included in the information are based from sources believed to be reliable and written in good faith, but no representation or warranty, expressed or implied is made as to their accuracy, completeness or correctness. PNB MetLife cannot and do not assess or guarantee the suitability or profitability of any particular investment, or the potential value of any investment or informational source. You should seek the advice of a qualified securities professional before making any investment. The information contained herein does not suggest or imply and should not be construed, in any manner, a guarantee of future performance. Past performance does not guarantee future results.

"The products on Nifty 50 Index is not sponsored, endorsed, sold or promoted by India Index Services & Products Limited (IISL). IISL does not make and expressly disclaims any representation or warranty, express or implied (including warranties of merchantability or fitness for particular purpose or use) regarding the advisability of investing in the products linked to Nifty 50 Index or particularly in the ability of the Nifty 50 Index to track general stock market performance in India. Please read the full Disclaimers in relation to the Nifty 50 Index in the Offer Document / Prospectus / Information Statement".

Indices provided by CRISIL

CRISIL Indices are the sole property of CRISIL Limited (CRISIL). CRISIL Indices shall not be copied, retransmitted or redistributed in any manner for any commercial use. CRISIL has taken due care and caution in computation of the Indices, based on the data obtained from sources, which it considers reliable. However, CRISIL does not guarantee the accuracy, adequacy or completeness of the Indices and is not responsible for any errors or for the results obtained from the use of the Indices. CRISIL especially states that it has no financial liability whatsoever to the users of CRISIL Indices.

Compound annual growth rate (CAGR) is rounded to nearest 0.1%

"The marks "PNB" and "MetLife" are the registered trademarks of Punjab National Bank and Metropolitan Life Insurance Company, respectively. PNB MetLife India Insurance Company Limited is a licensed user of these marks"

"BEWARE OF SPURIOUS CALLS AND FICTITIOUS/FRAUDULENT OFFERS"

IRDAI clarifies to the public that

- IRDAI or its officials do not involve in activities like sale of any kind of insurance or financial products nor invest premiums
- IRDAI does not announce any bonus. Public receiving such phone calls are requested to lodge a police complaint along with details of phone call number