

# Unit-Linked Insurance Plans

(Met Smart Plus, Met Smart Premier, Met Easy, Met Smart Gold & Met Advantage Plus)

Monthly Fund Update - July, 2008

**MetLife**<sup>®</sup>

peace of mind. Guaranteed.

In these policies, the investment risk in investment portfolio is borne by the Policy holder.

## Unit-Linked Fund

### Protector

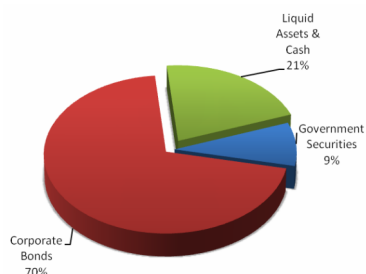
As on 31st July 2008

To earn regular income by investing in high quality fixed income securities

#### Asset Allocation Pattern

Government and other Debt securities	25-90%
Equities	0%
Cash and Money Market	0-40%

#### Asset Mix



#### Portfolio Return

Returns	NAV	Benchmark
Last 1 month Return	-1.1%	-0.3%
Last 2 months Return	-3.7%	-2.0%
Latest Quarterly Return	-3.8%	-1.8%

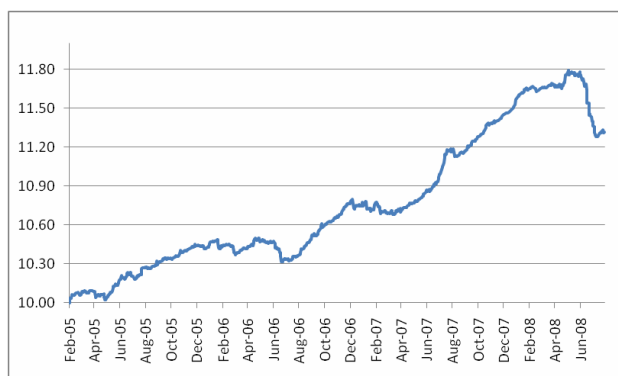
<b>Last 12 months Return</b>	<b>1.1%</b>	<b>2.5%</b>
<b>Last 2 Years (CAGR)</b>	<b>4.5%</b>	<b>4.5%</b>
<b>Last 3 Year (CAGR)</b>	<b>3.3%</b>	<b>3.9%</b>
<b>CAGR since inception</b>	<b>3.6%</b>	<b>4.2%</b>

Past performance is not indicative of the future performance

**Note:** Benchmark has been calculated as per the target holdings of the fund i.e. 100% Debt

Security Type	Benchmark Index
Debt	CRISIL Composite Bond Fund Index

#### NAV Movement since inception



(Date of Inception:4-Feb-2005)

### Preserver

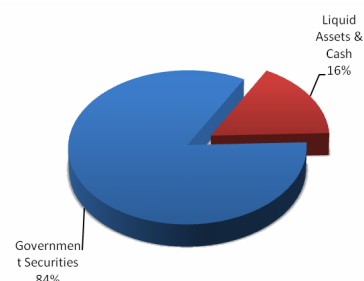
As on 31st July 2008

To generate income at a level consistent with preservation of capital, through investments in securities issued or guaranteed by central and state Governments.

#### Asset Allocation Pattern

Government & Govt. Guaranteed Securities	80-100%
Equities	0%
Cash and Money Market	0-40%

#### Asset Mix



#### Portfolio Return

Returns	NAV	Benchmark
Last 1 month Return	-0.8%	-1.6%
Last 2 months Return	-5.4%	-3.0%
Latest Quarterly Return	-5.5%	-2.4%

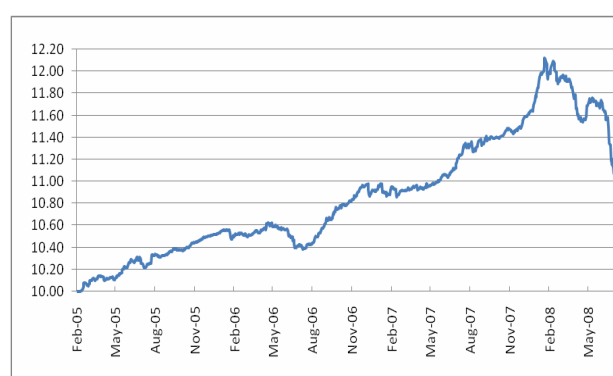
<b>Last 12 months Return</b>	<b>-2.4%</b>	<b>1.2%</b>
<b>Last 2 Years (CAGR)</b>	<b>2.8%</b>	<b>5.7%</b>
<b>Last 3 Years (CAGR)</b>	<b>2.2%</b>	<b>4.4%</b>
<b>CAGR since inception</b>	<b>2.9%</b>	<b>4.6%</b>

Past performance is not indicative of the future performance

**Note:** Benchmark has been calculated as per the target holdings of the fund i.e. 100% Debt (Government Securities)

Security Type	Benchmark Index
Debt (GOI)	ISEC Mi-BEX

#### NAV Movement since inception



(Date of Inception:10-Feb-2005)

## Unit-Linked Fund

### Moderator

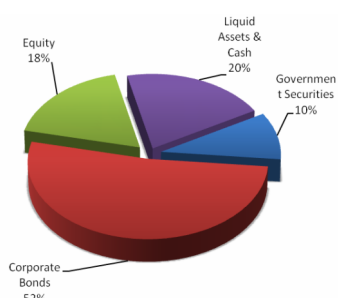
As on 31st July 2008

To generate regular income by investing in high quality fixed income securities and to generate capital appreciation by investing a limited portion in equity.

#### Asset Allocation Pattern

Government and other Debt securities	10-100%
Equities	10-30%
Cash and Money Market	0-40%

#### Asset Mix



#### Portfolio Return

Returns	NAV	Benchmark
Last 1 month Return	0.8%	1.3%
Last 2 months Return	-3.5%	-3.8%
Latest Quarterly Return	-4.2%	-4.6%

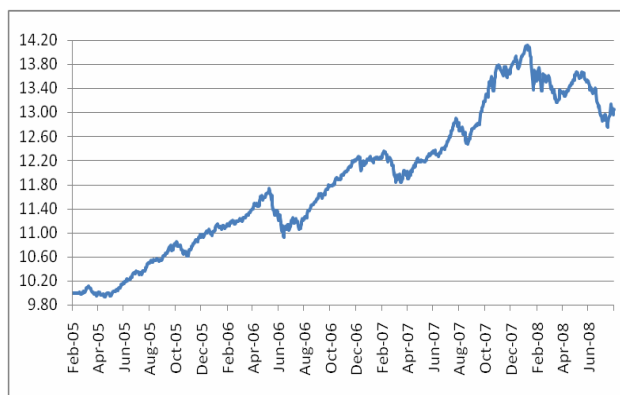
<b>Last 12 months Return</b>	<b>1.7%</b>	<b>1.1%</b>
<b>Last 2 Years (CAGR)</b>	<b>7.8%</b>	<b>7.2%</b>
<b>Last 3 Years (CAGR)</b>	<b>7.5%</b>	<b>8.4%</b>
<b>CAGR since inception</b>	<b>8.0%</b>	<b>8.9%</b>

Past performance is not indicative of the future performance

**Note:** Benchmark has been calculated as per the target holdings of the fund i.e. 20% Equity & 80% Debt Securities

Security Type	Benchmark Index
Equity	S&P CNX NIFTY
Debt	CRISIL Composite Bond Fund Index

#### NAV Movement since inception



(Date of Inception:08-Feb-2005)

### Balancer

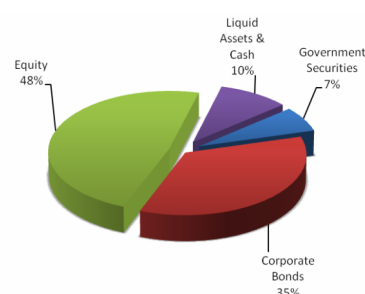
As on 31st July 2008

To generate capital appreciation and current income, through a judicious mix of investments in equities and fixed income securities.

#### Asset Allocation Pattern

Government and other Debt securities	10-60%
Equities	35-65%
Cash and Money Market	0-40%

#### Asset Mix



#### Portfolio Return

Returns	NAV	Benchmark
Last 1 month Return	2.6%	3.5%
Last 2 months Return	-6.0%	-6.5%
Latest Quarterly Return	-8.0%	-9.0%

<b>Last 12 months Return</b>	<b>0.5%</b>	<b>-0.9%</b>
<b>Last 2 Years (CAGR)</b>	<b>11.8%</b>	<b>11.1%</b>
<b>Last 3 Years (CAGR)</b>	<b>13.3%</b>	<b>14.4%</b>
<b>CAGR since inception</b>	<b>13.5%</b>	<b>15.1%</b>

Past performance is not indicative of the future performance

**Note:** Benchmark has been calculated as per the target holdings of the fund i.e. 50% Equity & 50% Debt Securities.

Security Type	Benchmark Index
Equity	S&P CNX NIFTY
DEBT	CRISIL Composite Bond Fund Index

#### NAV Movement since inception



(Date of Inception:08-Feb-2005)

# Unit-Linked Fund

## Accelerator

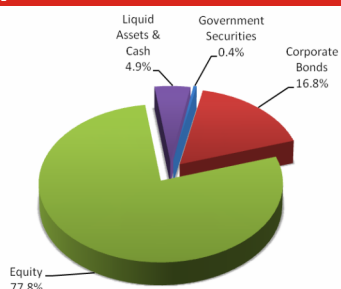
As on 31st July 2008

To achieve capital appreciation by investing predominantly in equities, with limited investment in fixed income securities.

### Asset Allocation Pattern

Government and other Debt securities	0-40%
Equities	60-95%
Cash and Money Market	0-40%

### Asset Mix



### Portfolio Return

Returns	NAV	Benchmark
Last 1 month Return	4.3%	5.7%
Last 2 months Return	-9.0%	-9.2%
Latest Quarterly Return	-12.6%	-13.3%

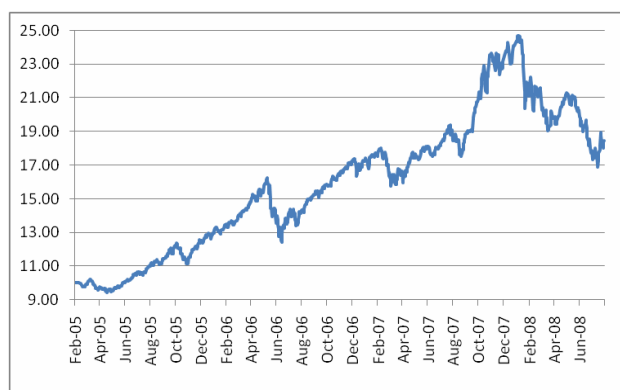
<b>Last 12 months Return</b>	<b>-3.3%</b>	<b>-3.0%</b>
<b>Last 2 Years (CAGR)</b>	<b>14.1%</b>	<b>14.9%</b>
<b>Last 3 Years (CAGR)</b>	<b>18.9%</b>	<b>19.9%</b>
<b>CAGR since inception</b>	<b>19.3%</b>	<b>20.6%</b>

Past performance is not indicative of the future performance

**Note:** Benchmark has been calculated as per the target holdings of the fund i.e. 80% Equity & 20% Debt Securities.

Security Type	Benchmark Index
Equity	S&P CNX NIFTY
Debt	CRISIL Composite Bond Fund Index

### NAV Movement since inception



(Date of Inception:07-Feb-2005)

## Multiplier

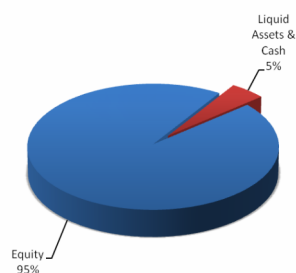
As on 31st July 2008

To generate long term capital appreciation by investing in diversified equities selected from S&P CNX Nifty Index.

### Asset Allocation Pattern

Government and other Debt securities	0%
Equities	80-100%
Cash and Money Market	0-40%

### Asset Mix



### Portfolio Return

Returns	NAV	Benchmark
Last 1 month Return	5.4%	7.2%
Last 2 months Return	-11.2%	-11.0%
Latest Quarterly Return	-15.4%	-16.1%

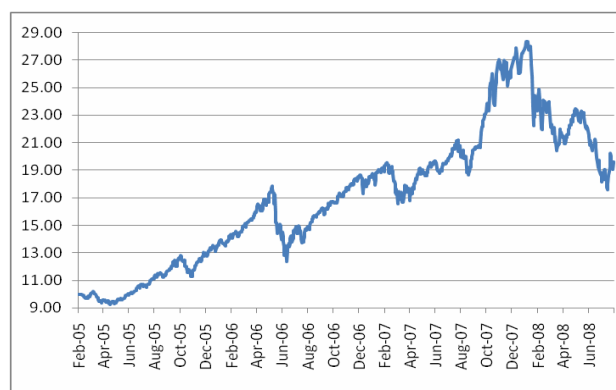
<b>Last 12 months Return</b>	<b>-5.5%</b>	<b>-4.3%</b>
<b>Last 2 Years (CAGR)</b>	<b>15.7%</b>	<b>17.4%</b>
<b>Last 3 Years (CAGR)</b>	<b>20.8%</b>	<b>23.3%</b>
<b>CAGR since inception</b>	<b>21.4%</b>	<b>23.9%</b>

Past performance is not indicative of the future performance

**Note:** Benchmark has been calculated as per the target holdings of the fund i.e. 100% Equity Securities

Security Type	Benchmark Index
Equity	S&P CNX NIFTY

### NAV Movement since inception



(Date of Inception:07-Feb-2005)

# Unit-Linked Fund

## Virtue

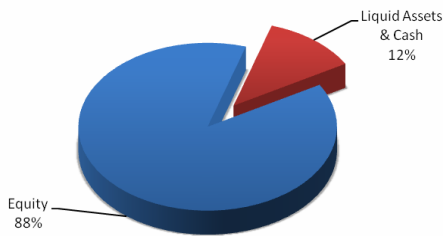
As on 31st July 2008

To generate long term capital appreciation by investing in diversified equities of companies promoting healthy life style and enhancing quality of life.

### Asset Allocation Pattern

Government and other Debt securities	0%
Equities	60-100%
Cash and Money Market	0-40%

### Asset Mix



### NAV Movement since inception



(Date of Inception:27-Feb-2008)

## MetLife India Insurance Co. Ltd.

(Insurance Regulatory and Development Authority, Life Insurance Registration No. 117)  
Registered Office: 'Brigade Seshamahal', 5 Vani Vilas Road, Basavanagudi, Bangalore 560004.  
Tel: +91 80-2643 8638. Toll Free: 1-800-425-6969. [www.metlife.co.in](http://www.metlife.co.in)

Insurance is the subject matter of the solicitation. LD/2008-09/234.

• Unit-Linked life insurance products are different from traditional insurance products and are subject to risk factors • The premium paid in Unit-Linked Insurance Policies are subject to investment risks associated with Capital Markets and the NAVs of the units may go up and down based on the performance of funds and factors influencing the Capital Market and the insured is responsible for his/her decisions • MetLife India Insurance Co. Ltd. is only the name of the Insurance Company and Met Smart Plus, Met Smart Premier, Met Easy, Met Smart Gold & Met Advantage Plus are only the names of the Unit-Linked insurance contracts and do not in any way indicate the quality of the contracts, its future prospects and returns • The UIN allotted by IRDA for Met Smart Plus-117L030V01, Met Smart Premier-117L031V01, Met Easy-117L037V01, Met Smart Gold-117L039V01 & Met Advantage Plus-117L032V01 • The various funds offered are the names of the funds and do not in any way indicate the quality of these plans, their future prospects and returns • For more details on risk factors, terms and conditions please read sales brochure of Product carefully before concluding a sale. Please know the associated risks and the applicable charges, from your Insurance agent or the Intermediary or policy document. • The Unit Linked Funds do not offer a guaranteed or assured return. • The names of the Unit Linked Funds and their objectives do not in any manner indicate the quality of the fund, their future prospects or returns.